


**Assessment as Research
Symposium
March 4th, 2015**

A series of horizontal stripes in various colors (yellow, green, blue, purple, orange, red, white, green) located at the bottom of the slide.



Teamwork:

Collaborating Successfully



Presentation Outcomes

1) Assess CORE 01 teamwork

presentation results

2) Identify the benefits of group work

activities

Why use teamwork activities?

- The “real world” expects it
- Accreditation agencies often require it
- Students learn interpersonal skills
- Teams can succeed with more complicated projects
- Students learn better

Research has found ...

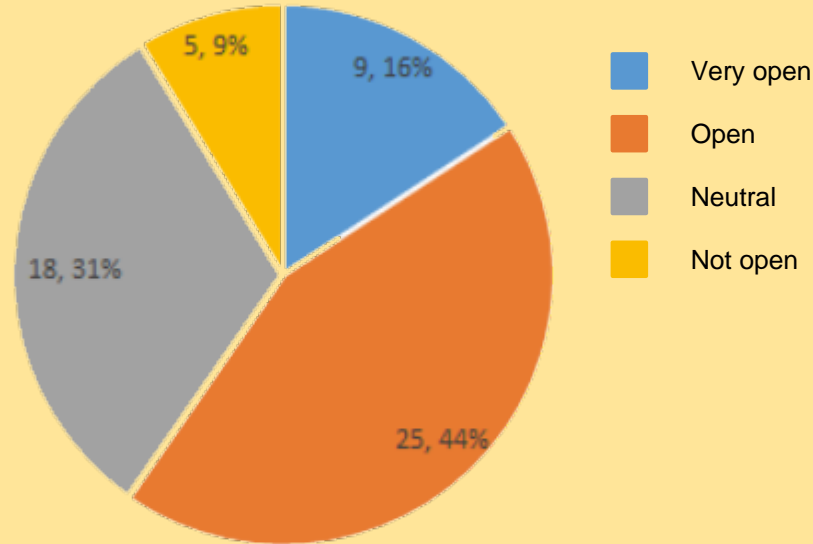
- Students working in groups tend to **learn more and retain it longer** than when the same content is presented in other ways. (Michaelsen et al., 2002)
- Learning *individually*, college students score at the 53rd %-ile; *cooperatively*, they score at the 70th %-ile. (Tschannen-Moran et al., 2000)
- Teamwork is conducive to **higher-order cognitive tasks such as analysis, synthesis, evaluation, and problem solving**. (Michaelsen et al., 2012)
- Diverse groups of intelligent members (can) perform better than groups comprised of the best individuals. (Phillips, 2014)

Workshop Data Collection

- Pre and Posttest
 - How open are you to work in groups?
- Outcomes achievement
- Minute Paper
 - The three most important things you have learned during the presentation
- Qualitative #2 grades

How open are you to working in groups?

Pretest



Pre Workshop Survey Results: How effective do you find teamwork?

Very Effective or Effective	Please explain	# of Students (N=30)	% of Students
	Diverse perspectives	9	30%
	A shared workload	6	20%
	Help/learn from peers	4	13%
Somewhat Effective	Please explain	# of Students (N=24)	% of Students
	Social loafing	7	29%
	Group interactions	4	17%
	Diverse perspectives	3	13%
Ineffective or Very Ineffective	Please explain	# of Students (N=3)	% of Students
	Social loafing	2	67%
	Other	1	33%

Pre Workshop Survey Results:

1. What do you look forward to when working in groups?	# of Students (N=57)	% of Students
Diverse perspectives	18	32%
Group interactions	12	21%
A shared workload	9	16%
2. What do you find helpful to your learning when working in groups?	# of Students (N=57)	% of Students
Diverse perspectives	17	30%
Group organization	7	12%
Group interactions	7	12%
3. What challenges do you have when working in groups?	# of Students (N=57)	% of Students
Social loafing	25	44%
Group interactions	15	26%
Scheduling	8	14%

CORE 01 Teamwork Workshop

Outcomes

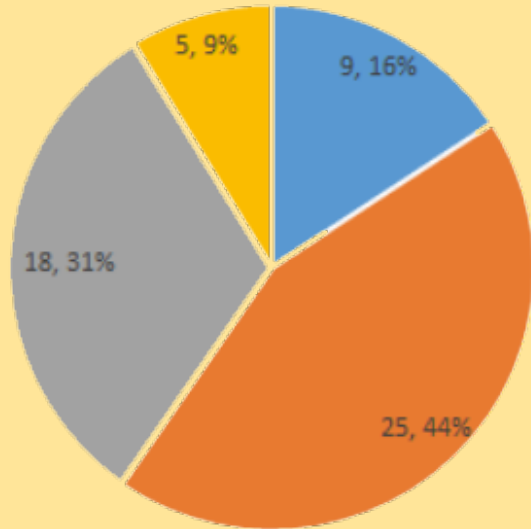
- 1) Identify the values of teamwork
- 2) Address teamwork pros & cons
- 3) Assess assignment worksheets & forms

Teamwork Presentation Outline

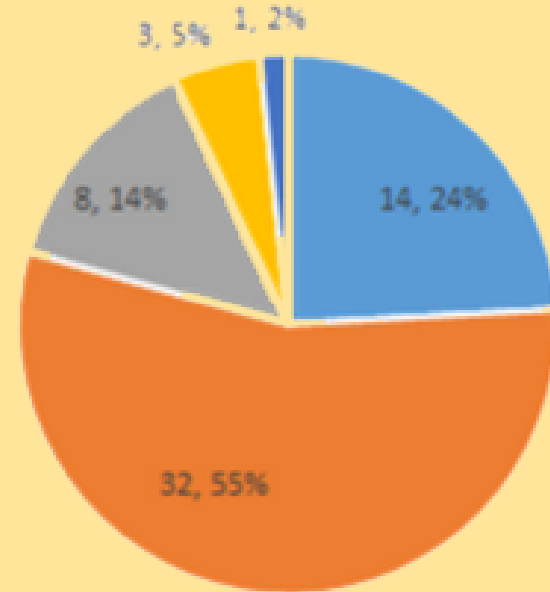
- 1) Icebreaker
- 2) Group resume
- 3) Pros & Cons activity
- 4) Activity log
- 5) Self and group assessment using
Teamwork VALUE Rubric

How open are you to working in groups?

Pretest



Posttest



- Very open
- Open
- Neutral
- Not open
- No response

Presentation Outcomes Results

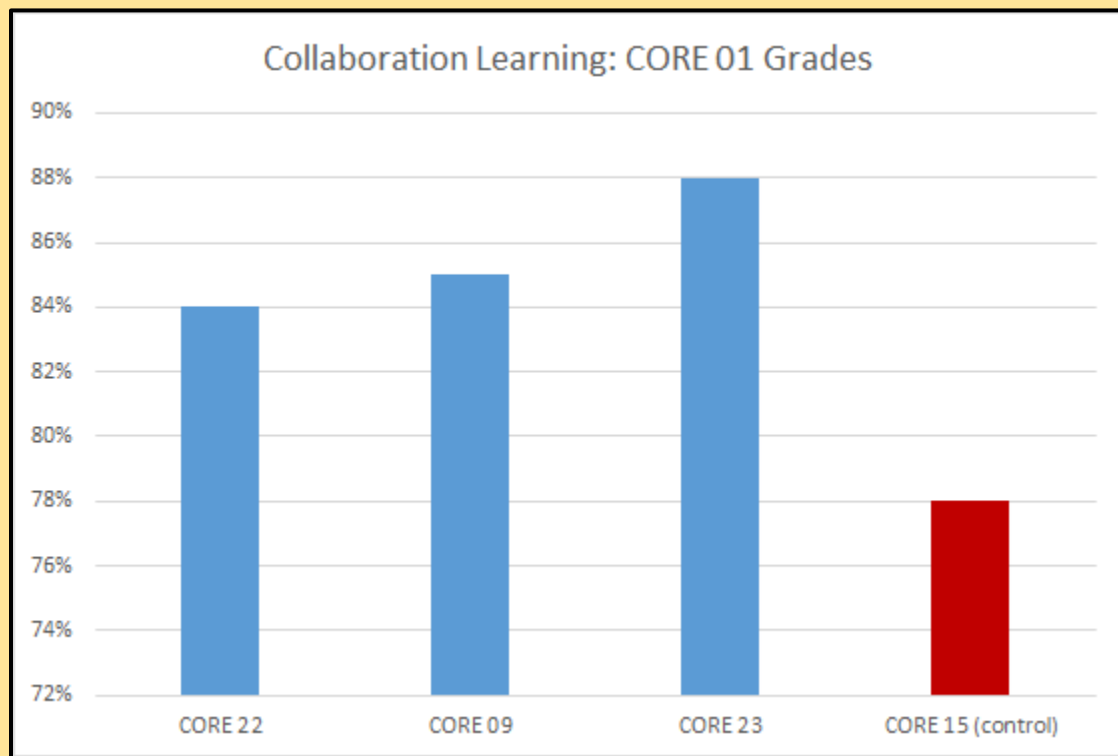
- Identify the value of teamwork
Agree (34 or 60%) & strongly agree (22 or 39%)
- Outline teamwork pros & cons
Agree (29 or 51%) & strongly agree (27 or 47%)
- Assess assignment #2 worksheets and forms
Agree (30 or 53%) & strongly agree (24 or 42%)

Three most important things you have learned in this presentation

Response	# of Responses	% of Responses
Google Docs (general use/purpose)	20	35
Take advantage of the team's skills	14	25
Communication skills	13	23
Pros of Teamwork	13	23
How to prevent social loafing	11	19

N = 57

Core 01 Grades



Conclusion

- Identify the rationale behind CORE 01 Assignment #2 activities
- Resolve group dysfunctions
- Review google doc functions
- Distribute points more thoughtfully with the aid of a rubric

Thank you!



Group Resume

Meeting Time and Location:

Group Member Names:

Contact Information:

Objective

What is the purpose of this assignment?

Education

How will your major/study of interest help you succeed in your role?

Skills

What particular skills does each group member have that may be applicable to their role?

Experiences

What are some experiences group members have had that make them more suited for their role?

Setting up teamwork

- Design good team assignments
- Teach teamwork skills
- Construct teams carefully
- Assess student teams

CLT Workshop in Core 01

Students from the SATAL (Students Assessing Teaching & Learning) Program facilitated an interactive workshop for 57 Core 01 students on how to collaborate effectively with teammates. Using a variety of scenarios, activities and rubrics, SATAL presentation emphasized the relevance of teamwork and the rationale for the activities included in Core 01 Quantitative Assignment #2. Pre-and-Post testing was administered to assess the presentation outcomes.

Pre Workshop Survey Results: How effective do you find teamwork?

Very Effective or Effective	Please explain	# of Students (N=30)	% of Students
	Diverse perspectives	9	30%
	A shared workload	6	20%
	Help/learn from peers	4	13%
Somewhat Effective	Please explain	# of Students (N=24)	% of Students
	Social loafing	7	29%
	Group interactions	4	17%
	Diverse perspectives	3	13%
Ineffective or Very Ineffective	Please explain	# of Students (N=3)	% of Students
	Social loafing	2	67%
	Other	1	33%

Pre Workshop Survey Results: What do you look forward to when working in groups?

Category	# of Students (N=57)	% of Students
Diverse perspectives	18	32%
Group interactions	12	21%
Shared workload	9	16%

Pre Workshop Survey Results: What do you find helpful to your learning when working in groups?

Category	# of Students (N=57)	% of Students
Diverse perspectives	17	30%
Group organization	7	12%
Group interactions	7	12%

Pre Workshop Survey Results: What challenges do you have when working in groups?

Category	# of Students (N=57)	% of Students
Social loafing	25	44%
Group interactions	15	26%
Scheduling	8	14%

Definition

“A team is a small number of people with complementary skills who are committed to a common purpose, common performance goals, and an approach for which they are mutually accountable.

(Katzenbach & Smith, 1993)

Teamwork Workshop Summary Results

Section	Self (/35)	Group (/35)	Grade (%)
22	32.7 (93%)	32.9 (94%)	29.4 (84%)
09	32.7 (93%)	32.5 (93%)	29.8 (85%)
23	31.5 (90%)	30.2 (86%)	30.8 (88%)
15	32.4 (93%)	32.6 (93%)	27.3 (78%)

Student Reflections: What went well?

Workshop Section	# or %	Control	# or %
Sharing ideas	21 or 37%	When we met up in person and worked on it together	5 or 26%
We worked well together	21 or 37%	No clashing ideas	5 or 26%
Using Google Docs	13 or 23%	When we split up the work and worked separately	4 or 21%
When we met up in person and worked on it together	11 or 19%	Group meetings	4 or 21%